

Enterprise Publishing

The print:suite organizes publishing processes company-wide. This involves the integration of company departments such as purchasing, product management, sales, marketing, external agencies and print shops.

Even complex and multilingual publications can be managed due to the simple and intuitive work environment. InDesign® documents can be digitally annotated via a web browser. A visual monitoring of ongoing productions is possible via status control and defined tasks. Tasks and status of publications and documents can be organized in an integrated workflow system.

As a headless application for the generation of data sheets, offer information and much more.



Management and monitoring of print publications



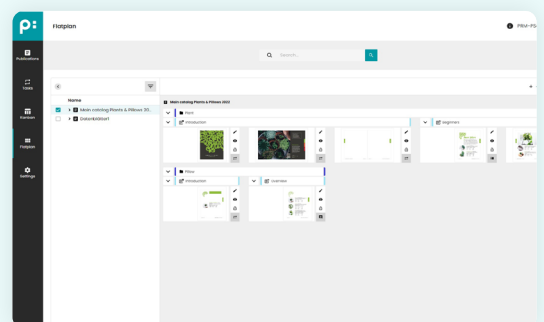
Multilingual, target group oriented publications



Centralized task management and workflow system



Continuous work via web browser



Flatplan

Organization of publications with the Flat-Planner

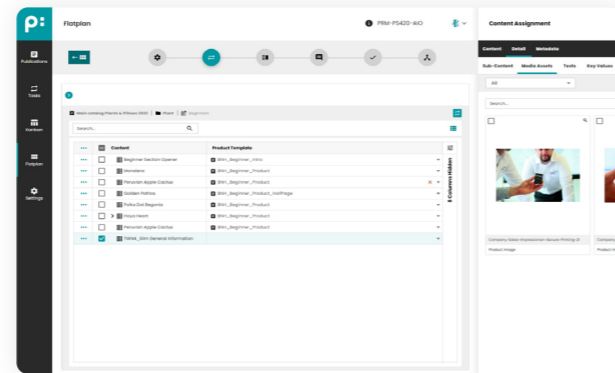
It is possible to store sample documents, templates and different workflows for each publication. The Flat-Planner allows the creation and display of documents and pages. The planning can be done via connected content systems on document level.

The planning of a publication thereby gets hierarchically structured. Thus, for example, publications can be organized using different language and country variants. Documents of a publication can be compiled from content, generated server-based and updated.

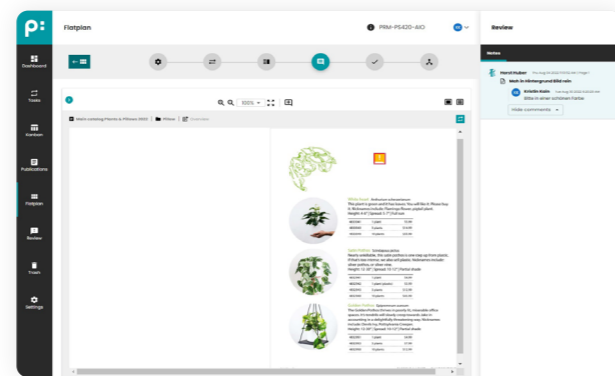
Via meta-data management of the priint:planner, any of the information on publications or publication components and documents can be stored. So it's possible, for example, to quickly make new variants (e.g. for language change) or to generate the definition of the language output, the target markets and assortment information. The priint:comet InDesign® Plug-ins use this information.

Digital annotation of InDesign® documents

It is possible to write comments and notes for InDesign® documents via a web browser. With the help of the priint:comet Desktop Plug-ins, these annotations are displayed in InDesign® and can be edited there and then be shown in the web browser. Notes still to be executed are also displayed in the production control. The priint:planner helps to establish the digital correction process.



Planning of content for documents



Digital comments for InDesign® documents

Task management

The priint:planner contains a task-oriented workflow system. For each particular process step in a workflow model, tasks can be defined, that are to be executed in a process step. Tasks can be assigned both personal and team-based. For each task a deadline is defined. To-do tasks can be sent as email or retrieved in a user-oriented task list.

At a glance

- Management of print publications and print-specific content
- Continuous work via web browser
- Visual production control and monitoring of ongoing print productions
- Centralized task management
- Individual assignment of tasks incl. deadlines
- Definition of BPMN workflows via Camunda workflow management system
- Deadline monitoring
- Management of teams
- Consistent roles and rights management
- Management of templates and sample documents for a publication
- Digital annotation of InDesign® documents via web browser
- Monitoring of the digital annotation workflow
- Integration with priint:comet InDesign® Plug-ins

Production monitoring and control

The priint:planner includes a file The production monitoring and control summarizes all workflow aspects to monitoring cockpits. These cause a monitoring of publications and documents based on status, open tasks with deadlines and yet to be executed annotations of InDesign® documents. Monitoring and an overview of the current state of a production is possible at any time in the Kanban Board.

Execution and monitoring of InDesign® server jobs

If an InDesign® Server is used in production, jobs for the InDesign® Server can be executed ad hoc or scheduled. Typical server jobs are page generation or updating of InDesign® documents. Current jobs running on the InDesign® Server are monitored.

Channel enrichment

The priint:planner offers an interface for the creation and maintenance of print specific content. This content is managed in the priint:publishing Hub middleware database. Thus, missing content modules for the print channel can be easily and effectively maintained without extending the integrated content systems.

Business rules

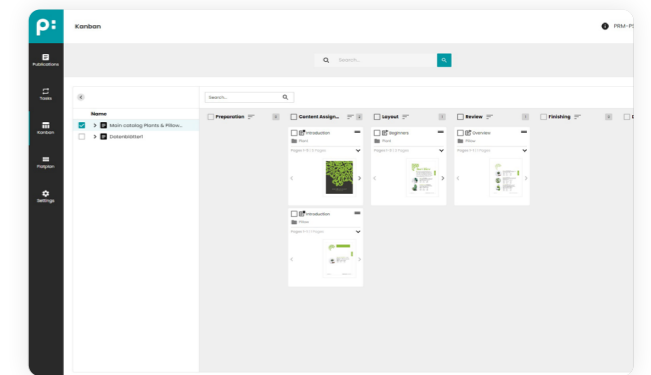
Business rules can be executed interactively for documents or via the workflow system. For example, you can check with one click whether the content on the page has been released in the PIM system.

Document management

The priint:planner includes a file manager for InDesign® documents. The InDesign® documents can be checked in and out via a web application or by using the priint:comet Desktop Plug-ins. Metadata can be managed for InDesign® documents, which can be used to implement database publishing projects.

Rights management

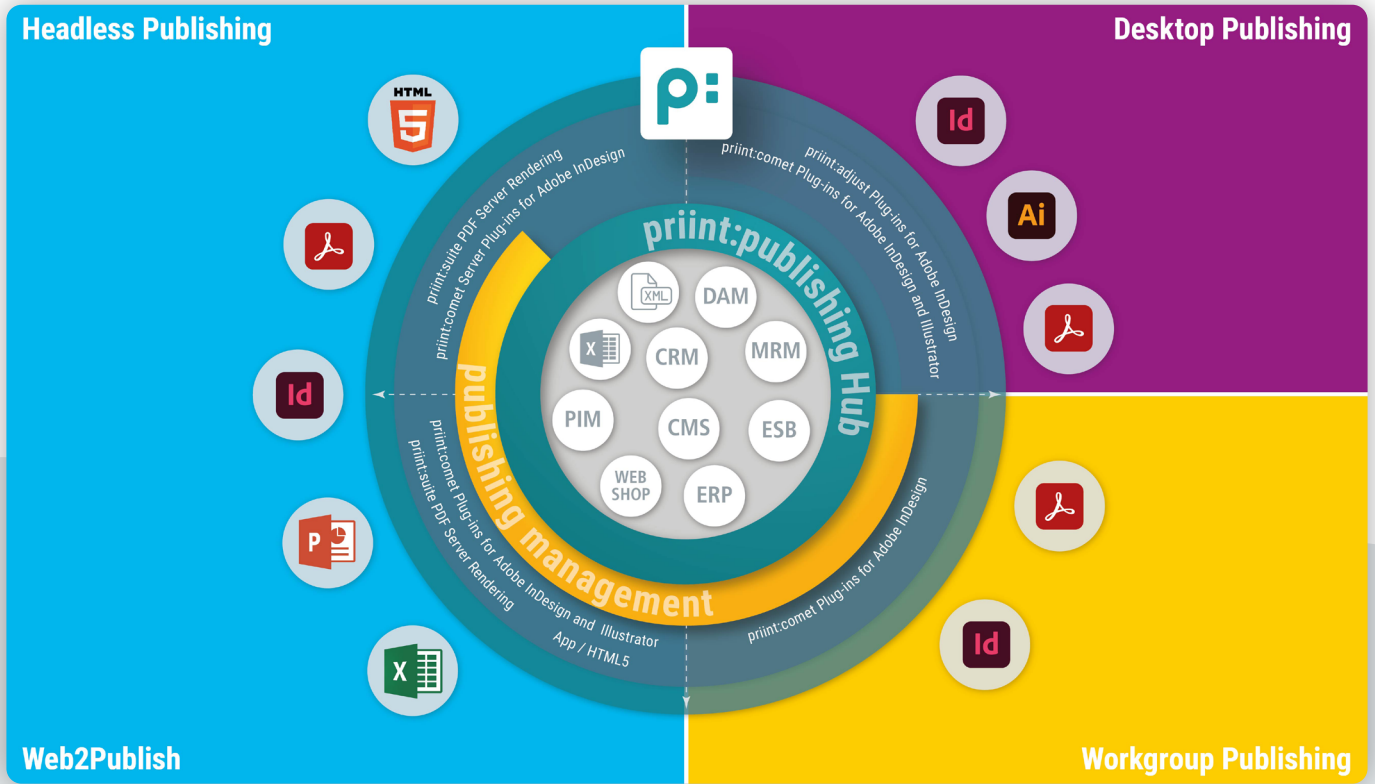
The priint:planner can be configured via a flexible rights and role concept. Thus, it is possible to define which user can perform which tasks.



Kanban Board

Technical features

- HTML and Java Script based web interface
- Meta-data management for publications and documents incl. inheritance
- Integrated document management in Adobe® InDesign®
- Archiving of publications and InDesign® documents
- Comprehensive role / rights concept
- Check-out and check-in - through priint:comet Plug-ins for Adobe® InDesign® - of document via web application
- Definition of workflows depending on publication types
- Digital annotation workflow
- Template-based list planning of content from several data sources by the priint:publishing Hub
- Workflow extensions by implementing Java Plug-ins
- Optional: InDesign® Server control via priint:suite PDF Server Rendering
- Support of S3 Object Store
- Support of Camunda as workflow engine



print:suite

The Solution for all Marketing Publication Challenges



Now more than ever, print and other digital publications are vital to staying connected with customers, colleagues, prospects and audiences. That's why more than 500 satisfied customers and 100 solutions partners trust print:suite to modernize, automate and simplify their digital and print publishing processes.



print:suite plug-ins for Adobe® InDesign® and Illustrator® enable organizations to integrate the most diverse data sources (ERP, PIM, MDM, DAM, CRM, CMS Web-Shops or MRM systems), making their information usable for any type of publishing project.



The same data and flexibility that fuels digital communication can be seamlessly utilized in the digital and print publishing channels with simply one click, ensuring a consistent message and customer experience across all channels.



print:suite is both modular and scalable, making successful and cost-effective print process automation possible for organizations of any size and connection to every stakeholder department within the organization effortless – enabling you to finally achieve a truly collaborative omnichannel communications program.



#NoMoreCopyPaste #print

Questions?
Contact us!



www.print.com
info@print.com